




weatherproof wiring accessories

IP rated accessories designed to protect against water and dust ingress in the most arduous of conditions

2 Features & Finishes

Ergonomic design with see through cover

Multiple gland entry positions & quick to wire



Decorative IP66

Switches & Sockets 3

Nexus Storm IP66

Switches & Sockets 4

Power Kits 6

FCU & Enclosures 6

Junction Boxes 7

IP55

Switches & Sockets 8

FCU 8

Junction Boxes 9

The weatherproof range is available in three variations:



Decorative

Stainless steel with blue LED indicators, a stylish addition to any outside space. IP66 rated.




Nexus Storm

High quality impact resistant plastic with IP66 protection from water and dust ingress.



IP55

Offering IP55 protection from water and dust.



Cat No.	Description	Inner Carton	Outer Carton
20 Amp 20AX Switches			
WPL12	1 gang, 2 way	-	24
WPL42	2 gang, 2 way	-	24

- Stylish stainless steel face plate on a polycarbonate housing and black mounting box
- IP66 Rated
- Hex style cover fixing screws - key supplied
- Switches manufactured to BS EN 60669-1
- Terminal capacity 4 x 1.0mm², 4 x 1.5mm², 2 x 2.5mm² & 1 x 4.0mm²
- Captive terminal screws
- Blue LED indicator that can be wired to illuminate when off or on



13 Amp Socket Outlets			
WPL21	1 gang 13 amp double pole switched socket	-	18
WPL22	2 gang 13 amp double pole switched socket	-	12

- Stylish stainless steel face plate on a polycarbonate housing and black mounting box
- IP66 Rated with plug in use, cover sealed
- 13A sockets manufactured to BS 1362-2
- Switched sockets with blue LED power indicator
- Socket terminal capacity 3 x 2.5mm², 3 x 4.0mm² & 2 x 6.0mm²



13 Amp RCD Socket Outlet			
WPL22RCD	2 gang 13 amp RCD switched socket (latching)	-	12

- 13A RCD sockets manufactured to BS 7288
- RCD 30 mA trip current, 40 ms speed



There are 2 types of RCD - **Latching** and **Non-Latching**; also termed active and passive. Both types are accepted by British Standards and it is up to the user to choose the type of RCD most suitable for their application.

NON-LATCHING (active) RCDs switch off when the power to them is turned off. Every time supply to the RCD is interrupted it will trip and will need to be reset.

LATCHING (passive) RCDs "remember" the state they were in prior to the power being switched off.

Nexus Storm IP66

Cat No.	Description	Inner Carton	Outer Carton
20 Amp 20AX Switches - Slim			
WP12S	1 gang, 2 way	10	100
WP14S	1 gang, 1 way retractive, printed "PRESS"	10	100



- Narrow weatherproof switches
- IP66 Rated
- Customer configurable - switch modules can be interchanged with others from the Grid Range
- Captive terminal screws
- Switches manufactured to BS EN 60669-1
- Terminal capacity 4 x 1.0mm², 4 x 1.5mm², 2 x 2.5mm² & 1 x 4.0mm²
- Supplied with multiple knock-out mounting box
- Indicator that can be wired to illuminate when off or on


20 Amp 20AX Switches			
WP12	1 gang, 2 way	-	10
WP42	2 gang, 2 way	-	10
WP14	1 gang, 2 way retractive, printed "PRESS"	-	10
WP30	1 gang	-	10

- IP66 Rated
- Customer configurable - switch modules can be interchanged with others from the Grid Range
- Captive terminal screws
- Switches manufactured to BS EN 60669-1
- Terminal capacity 4 x 1.0mm², 4 x 1.5mm², 2 x 2.5mm² & 1 x 4.0mm²
- Supplied with multiple knock-out mounting box
- Indicator that can be wired to illuminate when off or on



13 Amp Switched Socket Outlets			
WP21	1 gang 13 amp, switched	-	10
WP21ES	1 gang 13 amp, with external switch	-	10
WP22	2 gang 13 amp, switched	-	10

- IP66 Rated with plug in use, cover sealed
- 13A sockets manufactured to BS 1363-2
- Switched sockets with power indicator
- Terminal capacity 3 x 2.5mm², 3 x 4.0mm² & 2 x 6.0mm²
- Supplied with multiple knock-out mounting box



Cat No.	Description	Inner Carton	Outer Carton
13 Amp Unswitched Socket Outlets			
WP23	1 gang 13 amp, unswitched	-	10
WP23L	Large housing 1 gang 13 amp socket	-	10
WP24	2 gang 13 amp, unswitched	-	10



- IP66 Rated with plug in use, cover sealed
- Terminal capacity 3 x 2.5mm², 3 x 4.0mm² & 2 x 6.0mm²
- Supplied with multiple knock-out mounting box
- 13A sockets manufactured to BS 1363-2

WP23L

- Designed to fit large plug types, transformers, adaptors
- Adjustable socket position - top, middle, bottom

WP23L (with RCD not supplied)

RCD Protected 13A Socket			
WP22RCD	2 gang 13 amp RCD, switched (latching)	-	10



- IP66 Rated with plug in use, cover sealed
- RCD sockets manufactured to BS 7288
- 30 milli-amp trip current, 40 milli-second trip speed
- Terminal capacity 3 x 2.5mm², 3 x 4.0mm² & 2 x 6.0mm²
- Supplied with multiple knock-out mounting box

There are 2 types of RCD - **Latching** and **Non-Latching**; also termed active and passive. Both types are accepted by British Standards and it is up to the user to choose the type of RCD most suitable for their application.

NON-LATCHING (active) RCDs switch off when the power to them is turned off. Every time supply to the RCD is interrupted it will trip and will need to be reset.

LATCHING (passive) RCDs "remember" the state they were in prior to the power being switched off.

Time Controlled 13A Socket			
WP23TM24	Time controlled 1 gang 13 amp socket	-	10



- IP66 Rated with plug in use, cover sealed
- Socket manufactured to BS 1363-2
- 24 hour mechanical timer, 1 segment = 15 minutes. With override switch and LED power indicator
- Terminal capacity 3 x 2.5mm², 3 x 4.0mm² & 2 x 6.0mm²
- Supplied with multiple knock-out mounting box

Nexus Storm IP66

Cat No.	Description	Inner Carton	Outer Carton
---------	-------------	--------------	--------------

Outdoor Power Kit

WP22KIT/3	2 gang 13 amp switched socket with 3m flex and RCD plug	-	10
-----------	---	---	----



- IP66 Rated with plug in use
- Easy to install outdoor socket
- For temporary installation only
- 3m cable with prepared wires to plug
- Pre-wired 2g 13A switched socket manufactured to BS 1363-2
- Easy to wire RCD plug, non-latching, 30mA trip current, 40ms trip

Light Sensitive Outdoor Timer Switch

WPDD	Light sensitive outdoor timer switch	-	30
------	--------------------------------------	---	----



- IP55 Rated
- Automatically switches on/off lights or other connected devices
- Settings included - Dusk-till-Dawn operation, or selected time periods to turn off after dusk (2, 4, 6 or 8 hours)
- Adjustable light sensitivity
- Max Load: 1,000 Watts - Max resistive load, 500 Watt - Max inductive load

13 Amp Fused Connection Switch

WP53	13 amp with power indicator	-	10
------	-----------------------------	---	----



- IP66 rated
- FCU manufactured to BS1363-4
- Angled colour coded terminals with captive screws
- 1 drill out entry 20/25mm in rear face
- Visible indication of power status through see-through cover
- Terminal capacity 3 x 2.5mm², 2 x 4.0mm² & 1 x 6.0mm

13 Amp Fused Connection Units with RCD Protection

WP55RCD	13 amp RCD protection (latching)	-	10
---------	----------------------------------	---	----



- IP66 rated
- FCU manufactured to BS1363-4
- RCD manufactured to BS7288.
- Latching type, 30mA trip current, 40ms trip speed
- Angled colour coded terminals with captive screws
- 1 drill out entry 20/25mm in rear face
- Flexible membrane allows switching without opening unit
- Visible indication of power status through see-through cover
- Terminal capacity 3 x 2.5mm², 2 x 4.0mm² & 1 x 6.0mm

Cat No.	Description	Inner Carton	Outer Carton
Junction Box			
WPJB	Junction box with 5 pole terminal block	-	10



- IP66 Rated
- 5 pole terminal block
- 10mm² wire capacity
- Multiple knockout - 1 on rear and three sides, 2 on one side
- Colour matched covers to seal the fixing screws
- Earth terminal in mounting box

Empty Enclosures			
WP1GEC	Single	-	10
WP2GEC	Double	-	10



- IP66 rated when in use
- Provides the ability to self-configure to suit the application
- Suitable for all products in the Nexus Moulded, Grid, Euro Module or Nexus Metal ranges (20A Switches and Fused Connection Units with bottom flex outlet not suitable for use)

Example Configuration Options



Weatherproof Accessories IP55



Cat No.	Description	Inner Carton	Outer Carton
10AX Switches			
WPB12	10AX 1 gang	-	10
WPB42	10AX 2 gang	-	10
WPB14	1 gang bell push	-	10

- IP55 Rated (with cover closed)
- 20mm & 25mm knock-outs in supplied mounting box
- Fixing centres with horizontal and vertical adjustment



WPB12

WPB42

WPB14

13 Amp Socket Outlets			
WPB23	1 gang 13 amp unswitched	-	10
WPB24	2 gang 13 amp unswitched	-	10
WPB21	1 gang 13 amp UK socket with 1 gang switch	-	10

- IP55 Rated (with cover closed)
- 20mm & 25mm knock-outs in supplied mounting box
- Fixing centres with horizontal and vertical adjustment



WPB23

WPB24

WPB21

Fused Connection Unit			
WPB50	1 gang switched	-	10



WPB50

- IP55 Rated (with cover closed)
- 20mm & 25mm knock-outs in supplied mounting box
- Fixing centres with horizontal and vertical adjustment

Weatherproof Accessories

Cat No.	Description	Inner Carton	Outer Carton
Power Controller			
WPB4S	Power controller - 4 way, switched	-	8



- 4 x push button ON/OFF switches with red power indicators
- Weather and dust proof to IP66 rating
- High impact resistance
- Switch 1 = 5 amp, Switch 2 = 3 amp, Switch 3 & 4 = 2.5 amp (Total load = 13 amp)

External Junction Box			
490	IP55 rated enclosure	10	100
WPBJBS	Square junction box	-	10
WPBJBR	Rectangular junction box	-	10
WPBJB1	Junction box	-	10
WPBJB2	Junction box	-	10

- IP55 Rated (with cover closed)
- Outdoor junction boxes have a selection of 20mm & 25mm on sides and 25mm entry on rear with sealant ring
- Fixing centres with horizontal and vertical adjustment

- Junction Box Dimensions
- WPBJBS - H85 x W75 x D53mm
 - WPBJBR - H85 x W150 x D53mm
 - WPBJB1 - H100 x W180 x D110mm
 - WPBJB2 - H135 x W270 x D180mm



Compact Junction Boxes			
THK200C1E00	Teebox kit IP54, 3 pole	25	250
THK200C2E	Teebox kit IP67, 3 pole	25	250



- IP54 or IP67 rated
- 450V 24A rated
- Complete with fitting kit
- Cable diameter 4-9.5mm
- Temperature range -20 to +100°C
- Black finish

Weatherproof Accessories

Cat No.	Description	Inner Carton	Outer Carton
Inline Connectors			
TTK20BKSD	TeeTube 20mm, 3 pole, cable diameter 5mm-13mm	25	250
TTK25BKSD	TeeTube 25mm, 5 pole, cable diameter 8mm-17mm	25	250
WPCON	Cable connector IP67 Rated to 1m depth	5	50



- IP68 rated
- Temperature range -20 to +100°C
- Black finish
- 450V 32A rated
- Complete with fitting kit
- WPCON - supplied with 3 way terminal block
- WPCON - IP67 rated to 1m depth

Straight Socket and Plug			
ILS240V	Straight socket (female), 16A 250V~	5	60
ILP240V	Straight plug (male), 16A 250V~	5	60



- IP44 rated
- 2 pole + earth connections (200-250V~)
- Suitable for use with 3 core 2.5mm² cable only



First characteristic numeral			Second characteristic numeral				
Protection against solid foreign objects			Degree of protection for people against access to hazardous parts with:	Protection against harmful ingress of water			Degree of protection from water
I.P.	Example	Tests		I.P.	Example	Tests	

Ingress Protection (IP) Rating Table

0		No protection.	Non-protected		0		No protection.	Non-protected	
1		Full penetration of 50mm diameter of sphere not allowed. Contact with hazardous parts not permitted.	Back of hand		1		Protected against vertically falling drops of water.	Vertically dripping	
2		Full penetration of 12.5mm diameter of sphere not allowed. The jointed test finger shall have adequate clearance from hazardous parts.	Finger		2		Protected against vertically falling drops of water with enclosure tilted 15° from the vertical.	Dripping up to 15° from the vertical	
3		The access probe of 2.5mm diameter shall not penetrate.	Tool		3		Protected against sprays to 60° from the vertical.	Limited spraying	
4		The access probe of 1mm diameter shall not penetrate.	Wire		4		Protected against water splashed from all directions - limited ingress permitted.	Splashing from all directions	
5		Limited ingress of dust permitted (no harmful deposit).	Dust protected	W I R E	5		Protected against low pressure jets of water from all directions - limited ingress permitted.	Hosing jets from all directions	
6		No ingress of dust.	Dust tight		6		Protected against strong jets of water e.g. for use on ship decks - limited ingress permitted.	Hosing jets from all directions	
					7		Protected against the effects of immersion between 150mm and 1m.	Temporary immersion	
					8		Protected against continuous submersion at a specified depth.	Continuous immersion	

Weatherproof Accessories

The IK rating classifies the level of protection that electrical appliances provide against mechanical impacts from the outside. It is defined by standard IEC 62262.

The degree of mechanical protection is identified by a code that consists of the letters IK followed by two digits:

Code	Impact energy	Test
IK Rating		
00	Non-protected	
01	0.150 joules	Resistant against an impact from an object of 200 grams (0.44lbs) thrown from a distance of 7.5 cm (2.9")
02	0.200 joules	Resistant against an impact from an object of 200 grams (0.44lbs) thrown from a distance of 10 cm (3.9")
03	0.350 joules	Resistant against an impact from an object of 200 grams (0.44lbs) thrown from a distance of 17.5 cm (6.9")
04	0.500 joules	Resistant against an impact from an object of 200 grams (0.44lbs) thrown from a distance of 25 cm (9.8")
05	0.700 joules	Resistant against an impact from an object of 200 grams (0.44lbs) thrown from a distance of 35 cm (13.8")
06	1.00 joules	Resistant against an impact from an object of 500 grams (1.1lbs) thrown from a distance of 20 cm (7.9")
07	2.00 joules	Resistant against an impact from an object of 500 grams (1.1lbs) thrown from a distance of 40 cm (15.7")
08	5.00 joules	Resistant against an impact from an object of 1.7 kg (3.8lbs) thrown from a distance of 29.5 cm (11.6")
09	10.00 joules	Resistant against an impact from an object of 5 kg (11lbs) thrown from a distance of 20 cm (7.9")
10	20.00 joules	Resistant against an impact from an object of 5 kg (11lbs) thrown from a distance of 40 cm (15.7")

The Nexus Storm and Decorative Weatherproof ranges are rated at IP66 and IK06.



Notes:

Notes:

Notes:

Head Office

Email: info@luceco.com

Luceco Ltd
Caparo House,
103 Baker Street, London,
United Kingdom, W1U 6LN

UK:

Tel: +44 (0) 1952 238 100
Fax: +44 (0) 1952 238 180
Email: sales@luceco.com

Nexus Industries Ltd
Nexus Distribution Centre
Stafford Park 1, Telford,
Shropshire, England, TF3 3BD

Germany:

Tel: +49 40 89066 8780
Fax: +49 40 89066 87829
Email: eu_sales@nexusinds.com

Nexus Industries GmbH
Holstenplatz 20b
22765 Hamburg, Germany

France:

Tel: +33 (0)7 88 29 56 59
Fax: +33 (0)1 5731 74 19
Email: fr_sales@nexusinds.com

Nexus Industries SAS
France & Belux
3 Rue de Courtaïn
Magny Le Hongre 77700
FRANCE & BELUX

Italy:

Tel: +39 0434 1696795
Fax: +39 0434 1696795
Email: it_sales@nexusinds.com

Nexus Italia, Via Amman 10
33170 Pordenone, Italy

Spain:

Tel: +34 93 829 55 75
Email: sp_sales@nexusinds.com

Nexus Industries LTD
C/ Bobinadora 1-5
08302 Mataró
Barcelona (SPAIN)

Middle East:

Tel: +971 4 609 1867
Fax: +971 4 609 1868
Email: mea_sales@
nexusinds.com

Luceco Middle East FZE
Bldg. 5EB, Office 342,
PO Box 371128, DAFZA,
Dubai, UAE.

Asia Pacific:

Tel: +86 (0) 573 8357 0200
Fax: +86 (0) 573 8357 0248
Email: asia_sales@nexusinds.cn

No 1438, Jiachuang Road,
Xiuzhou Industrial Park, Jiaxing,
Zhejiang, China, P.C. 314031

North & South America:

Tel: +1 281 978 2509
Fax: +1 281 466 4620
Email: us_sales@luceco.com

Luceco Inc
11050 West Little York Road
Building C-2, Houston, Texas,
USA 77041

Africa:

Tel: +27 11 432 6779
Fax: +27 86 219 2099
Email: africa_sales@nexusinds.com

Unit 2, Cedar Wood Office Park
Cnr. Western Service and
Mount Lebanon Road Woodmead
South Africa, 2144

LUCECO

a Luceco Ltd. Group company



LUCECO

www.bgelectrical.uk